



Abbreviations

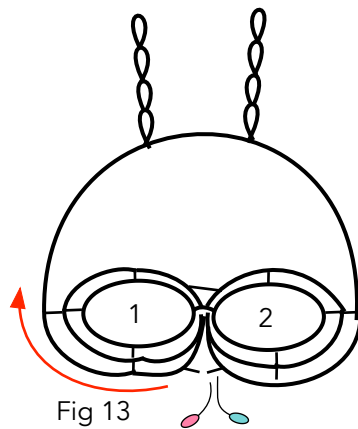
vsp very small picot
Lj lock join
R ring

DNRW do not reverse work
 shuttle 1
Lp long picot

SS switch shuttles
 shuttle 2
CWj Catherine wheel join
Ch chain

Don't forget that after the last chain you turned your work and SS. You're now working with Sh2

Ch: (working back over R1) 1 vsp 8 CWj (vsp last Ch) 10 CWj (next vsp last Ch) 9 Lp (1") 1 twist Lp 8 times then join back to work allowing the picot to twist around itself 8 Lp (1") 1 twist Lp 8 times then join back to work allowing the picot to twist around itself 9 CWj (next vsp on Ch above R2) 10 CWj (next vsp last Ch above R2) 8 vsp 1 Lj (1/8" space) SS DNRW



[Link to Day 12](#)