



**Abbreviations**

R	ring	Cl	close	vsp	very small picot	+	join
DNRW	do not reverse work	SS	switch shuttles				
Victorian Seta	2 first half ds	Victorian setb	2 second half ds				
	shuttle 1		shuttle 2				

**Note** – for those who prefer front side/back side tatting the text in *italics* and *red* indicates where the worker needs to use the second half of the ds first.

For R12 you are using Sh2

*R12: 4 + (vsp between seta & setb) 3 + (R10) 3 vsp 6 Cl DNRW SS*

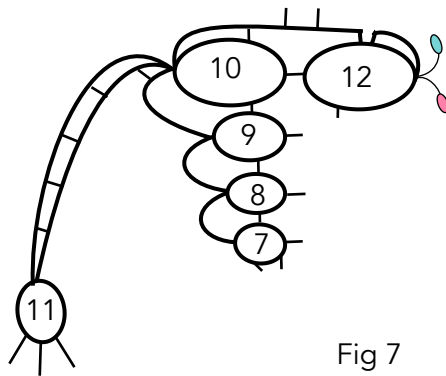


Fig 7

**[Link to Day 6](#)**