



Abbreviations

R	ring	SR	split ring	Cl	close	vsp	very small picot
RW	reverse work	SS	switch shuttles	Ch	chain	+	join
shuttle 1		shuttle 2					

Note – for those who prefer front side/back side tatting the text in *italics* and *red* indicates where the worker needs to use the second half of the ds first.

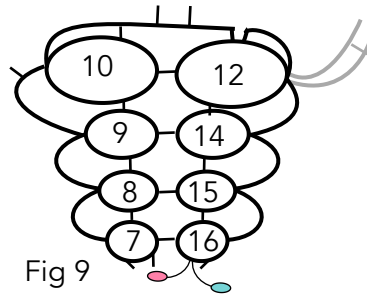
R14: 6 + (last vsp R12) 3 + (R9) 3 vsp 5 Cl RW

Ch: 8 RW

R15: 5 + (R14) 3 + (R8) 3 vsp 4 Cl RW

Ch: 6 RW

SR16: 3 + (R15) 3 + (R7) 2 / 3 vsp 1 Cl RW SS



[Link to Day 8](#)