



[Click here](#)

Fandango hearts making up a bookmark/bracelet worked with size 20 thread. For a bookmark just ignore the findings.

Abbreviations

R	ring	Ch	chain
vsp	Very small picot	SR	Split ring
Cl	close	SS	Switch shuttles
DNRW	Do not reverse work	RW	Reverse work
T & C	Tie and cut		

Note – for those who prefer front side/back side tatting the text in italics and red indicates where the worker needs to use the second half of the ds first.

Hearts – each heart requires – 2 shuttles with 1½ yards on Sh1 and 1¾ yards on Sh2.

Heart 1 – this will join top to top with heart 2

SR1: 1 vsp 2 / 3 Cl RW

Ch: 13 vsp 3 RW

SR2: 6 vsp 2 / 4 vsp 4 Cl

R3: 2 + (vsp SR2) 4 + (vsp R1) 4 vsp 2 Cl

SR4: 2 + (vsp R3) 6 / 4 vsp 4 Cl SS DNRW

Ch: 4 vsp 4 SS DNRW

SR5: 6 vsp 2 / 4 + (vsp SR4) 4 Cl

R6: 2 + (vsp SR5) 4 vsp 4 vsp 2 Cl

SR7: 2 + (vsp R6) 6 / 4 + (vsp SR2) 4 Cl RW

Ch: 3 vsp 13 RW

SR8: 2 + (vsp R6) 1 / 3 Cl RW

Ch: 12 vsp 3 vsp 1 Lj (Ch between SR4 & SR5) SS DNRW

R9: 1 + (vsp Ch) 2 – 2 vsp 1 Cl SS DNRW

Ch: 1 + (vsp R9) 3 vsp 12 T & C to SR1

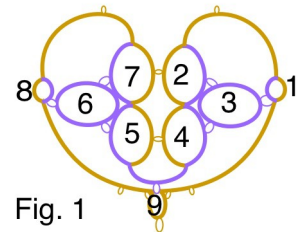


Fig. 1

Heart 2 – joining to TOP of previous heart

SR1: 1 vsp 2 / 3 Cl RW

Ch: 13 + (vsp top of previous heart) 3 RW

Work from SR2 to chain after SR7

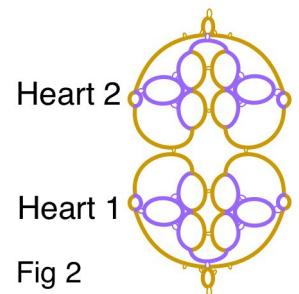
Ch: 3 + (vsp on top of previous heart) 13 RW

SR8: 2 + (vsp R6) 1 / 3 Cl RW

Ch: 12 vsp 3 vsp 1 Lj (Ch between SR4 & SR5) SS DNRW

R9: 1 + (vsp Ch) 2 – 2 vsp 1 Cl SS DNRW

Ch: 1 + (vsp R9) 3 + (vsp previous heart) 12 T & C to SR1



Heart 2

Heart 1

Fig 2

Heart 3 & heart 4 – joining to BASES of previous 2 hearts.

SR1: 1 vsp 2 / 3 Cl RW

Ch: 13 + (vsp base of previous heart) 3 RW

Work from SR2 to chain after SR7

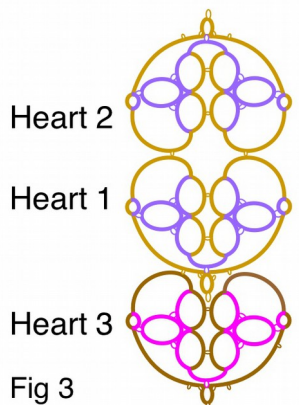
Ch: 3 + (vsp base of previous heart) 13 RW

SR8: 2 + (vsp R6) 1 / 3 Cl RW

Ch: 12 vsp 3 vsp 1 Lj (Ch between SR4 & SR5) SS DNRW

R9: 1 + (vsp Ch) 2 – 2 vsp 1 Cl SS DNRW

Ch: 1 + (vsp R9) 3 + (vsp previous heart) 12 T & C to SR1



Heart 2

Heart 1

Heart 3

Fig 3

Hearts 5 & 6

Repeat hearts 3 & 4 from SR1 to SR8.

Ch: 15 vsp 1 Lj (Ch between SR4 & SR5) SS DNRW

R9: 1 + (vsp Ch) 2 + (metal clasp) 2 vsp 1 Cl SS DNRW

Ch: 1 + (vsp R9) 15 T & C to SR1

Any questions or problems [please email me.](#)

