



## Starting Chain with False Picot © Jane Eborall 2013

This technique shows an easier way to start a chain without a pin to hold a space for joining later in the work. I was shown this by Marie Smith.

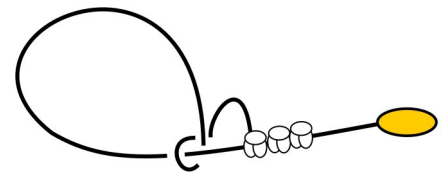
Holding the thread in the pinch as if making a regular chain make the **SECOND** half of the double stitch. Don't try to tighten it – just keep a good loop to hold on to.



Next leave a very small picot and make as many regular doubles (starting with the first half of the stitch) as required.



Your work should look like this.



Tighten chain and a small picot will be left at the start.

