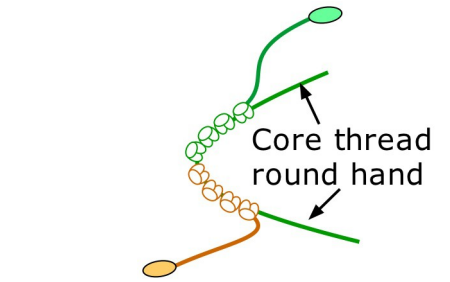
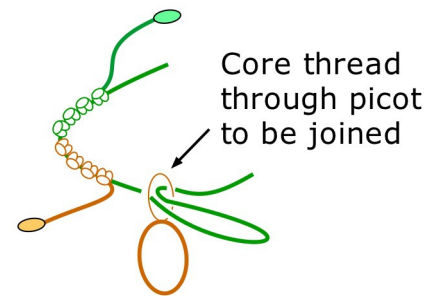


Joining second half of Split Ring © Jane Eborall 2013


Work the second side of the split ring up to the join.



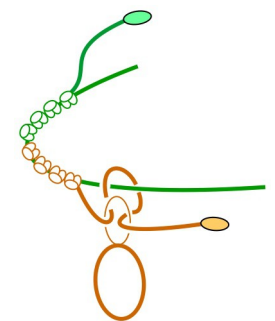
Now pull the core thread of the split ring UP through the picot you need to join to and until you have a loop.



Next take the shuttle you are using to make the **SECOND** side of the SR through the loop you have just made.



Pull the loop **BACK** through the picot you have joined to by tightening the core thread round your hand and snug the threads up carefully.



Check that the core thread still runs through the split ring and continue the pattern.

