



[Click here](#)

### Abbreviations

R	ring	Ch	chain
RoCh	Ring on chain	RW	Reverse work
SR	Split ring	Cl	close
SS	Switch shuttles	vsp	Very small picot
+ B	Add bead to picot before joining	LBP	Long beaded picot
MB	Move bead into place		

**Note** – for those who prefer front side/back side tatting the text in italics and red indicates where the worker needs to use the second half of the ds first.

### Materials required

No. 20 thread, size 11 seed beads, 1 larger bead (size 7) for centre. Also required – safety pin or paperclip.

**Round 1** – 2 shuttles wound CTM (4¼ yards on Sh1 and 2½ yards on Sh2). Add 16 seed beads to Sh1.

R1: 3 – 3 vsp 3 LBP 3 Cl

SR2: 3 – 3 / 3 – 3 Cl RW

*Ch: 2 SS*

*RoCh3: 4 – 6 – 4 Cl SS*

*Ch: 2 RW*

SR4: 3 + B (SR2) 3 / 3 – 3 Cl

SR5: 3 + (LBP on R1) 3 / 3 – 3 Cl

SR6: 3 – 3 / 3 – 3 Cl RW

*Ch: 2 SS*

*RoCh7: 4 – 6 – 4 Cl SS*

*Ch: 2 RW*

SR8: 3 + B (SR6) 3 + (vsp R1) 3 / 3 Cl

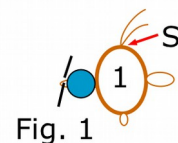


Fig. 1

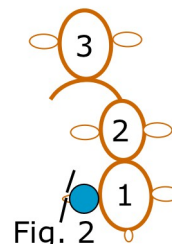


Fig. 2

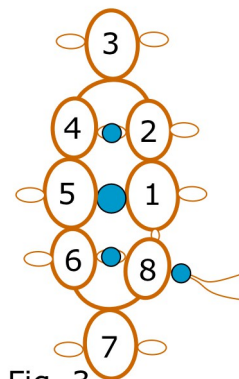


Fig. 3

### Round 2

Move one bead on Sh1 to lie next to SR8. Remove thread from Sh2 and take it through the bead. Add 6 beads to the thread before re-winding the shuttle. See fig. 3 above.

B at back of hand.

SR1: 2 / 2 vsp 2 MB 2 Cl

SR2: 3 / 3 Cl

2 B's at back of hand.

SR3: 2 + B (R1 round 1) 2 / 2 MB 2 MB 2 Cl

SR4: 3 / 3 Cl

B at back of hand.

SR5: 2 + B (SR2 round 1) 2 / 2 MB 2 CI

SR6: 3 / 3 CI

B at back of hand.

SR7: 2 + B (RoCh) 2 / 2 MB 2 CI

B at back of hand

SR8: 3 - 3 / 2 MB 3 vsp 1 CI RW SS

3 B's at back of hand

**R9: 1 + (vsp SR8) 4 BBB 4 vsp 1 CI RW SS**

B at back of hand

SR10: 3 + B (SR8) 3 / 1 + (vsp R9) 3 MB 2 CI

B at back of hand

SR11: 2 + B (RoCh) 2 / 2 MB 2 CI

SR12: 3 / 3 CI

B at back of hand

SR13: 2 + B (SR4 round 1) 2 / 2 MB 2 CI

SR14: 3 / 3 CI

2 B's at back of hand

SR15: 2 + B (SR5 round 1) 2 / 2 MB 2 MB 2 CI

SR16: 3 / 3 CI

B at back of hand

SR17: 2 + B (SR6 round 1) 2 / 2 MB 2 CI

SR18: 3 / 3 CI

B at back of hand

SR19: 2 + B (RoCh) 2 / 2 MB 2 CI

B at back of hand

SR20: 3 - 3 / 2 MB 3 vsp 1 CI RW SS

3 B's at back of hand

**R21: 1 + (vsp SR20) 4 BBB 4 vsp 1 CI RW SS**

B at back of hand

SR22: 3 + B (SR20) 3 / 1 + (vsp R21) 3 MB 2 CI

B at back of hand

SR23: 2 + B (RoCh) 2 / 2 MB 2 CI

R24: 3 + (vsp SR1) 3 CI T & C

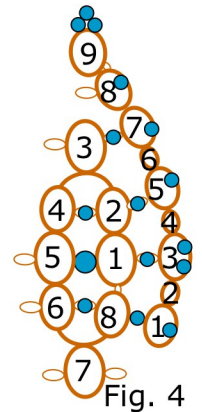


Fig. 4

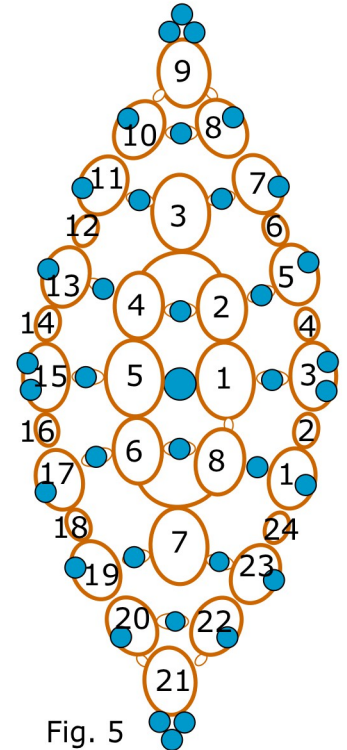


Fig. 5