



[Click here for larger picture](#)

This motif is worked in two parts and measures 2" square when worked in size 20 thread. Several motifs can be joined together using the picots on the final round.

Skills required: Knowledge of split rings. [The reverse join can be found here.](#)

Materials required: two shuttles and size 20 thread in two different colours.

Note – for those who prefer front side/back side tatting the text in *italics and red* indicates where the worker needs to use the second half of the ds first.

Abbreviations

R	ring	Ch	chain	SR	split ring	vsp	very small picot
RW	reverse work	DNRW	do not reverse work	Cl	close		
SS	switch shuttles	-	picot	Lj	lock join	+	join
Cl	close	T & C	tie and close	RoCh	ring on chain		

Rj reverse join - in the pattern I have not followed this with a RW as the join should naturally make the worker change direction.

Round 1

Wind 2 yards onto Sh1 then pull off a further 1½ yards, cut from ball and wind onto Sh2.

R1: 4 - 4 - 4 - 4 Cl RW

Ch: 4 DNRW SS

RoCh2: 3 - 3 Cl SS

Ch: 4 RW

SR3: 4 - 4 - 4 / 4 Cl

SR4: 4 - 4 - 4 / 4 Cl RW

Ch: 4 DNRW SS

RoCh5: 3 + (RoCh2) 3 Cl SS

Ch: 4 RW

SR6: 4 - 4 - 4 / 4 Cl

SR7: 4 - 4 - 4 / 4 Cl RW

Ch: 4 DNRW SS

RoCh8: 3 + (RoCh2) 3 Cl SS

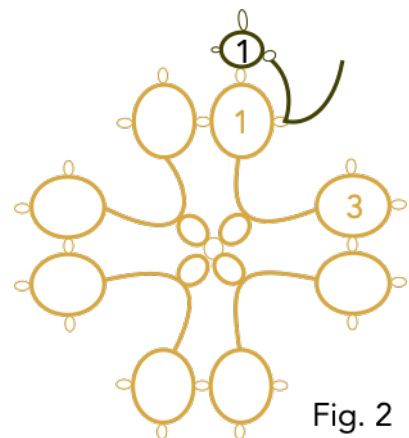
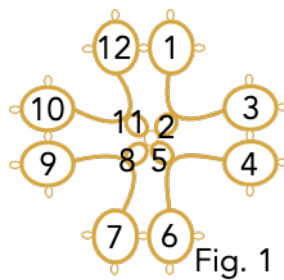
Ch: 4 RW

SR9: 4 - 4 - 4 / 4 Cl

SR10: 4 - 4 - 4 / 4 Cl RW

Ch: 4 DNRW SS

RoCh11: 3 + (RoCh2) 3 Cl SS



Ch: 4 RW

R12: 4 - 4 - 4 + (R1) 4 CI T&C

Round 2

Wind 3 (5 1/4) yards onto Sh1 then pull off a further 3 1/2 (4) yards, cut from ball and wind onto Sh2.

R1: 4 + (2nd p R1 last round) 4 vsp 4 - 4 CI SS DNRW

Ch: vsp 6 Rj (3rd p R1 last round) RW

Ch: 6 RW

R2: 4 + (vsp base R1) 6 - 4 vsp 2 CI

R3: 2 + (vsp R2) 6 - 6 vsp 2 CI

R4: 2 + (vsp R3) 4 - 6 vsp 4 CI RW

Ch: 6 Rj (1st p SR3 round 1) RW

Ch: 6 + (vsp R4 round 2) SS

SR5: 4 - 4 / 4 + (next p SR3 round 1) 4 CI

SR6: 4 - 4 / 4 + (next p SR4 round 1) 4 CI SS

Ch: vsp 6 Rj (3rd p SR4 round 1) RW

Ch: 6 RW

R7: 4 + (vsp base SR6) 6 - 4 vsp 2 CI

R8: 2 + (vsp R7) 6 - 6 vsp 2 CI

R9: 2 + (vsp R8) 4 - 6 vsp 4 CI RW

Ch: 6 Rj (1st p SR6 round 1) RW

Ch: 6 + (vsp R9 round 2) SS

SR10: 4 - 4 / 4 + (next p SR6 round 1) 4 CI

SR11: 4 - 4 / 4 + (SR7 round 1) 4 CI SS DNRW

Ch: vsp 6 Rj (next p SR7 round 1) RW

Ch: 6 RW

R12: 4 + (vsp base SR11) 6 - 4 vsp 2 CI

R13: 2 + (vsp R12) 6 - 6 vsp 2 CI

R14: 2 + (vsp R13) 4 - 6 vsp 4 CI RW

Ch: 6 Rj (1st p SR9 round 1) RW

Ch: 6 + (vsp R14 round 2) SS

SR15: 4 - 4 / 4 + (next p SR9 round 1) 4 CI

SR16: 4 - 4 / 4 + (next p SR10 round 1) 4 CI SS

Ch: vsp 6 Rj (3rd p SR10 round 1) RW

Ch: 6 RW

R17: 4 + (vsp base SR16) 6 - 4 vsp 2 CI

R18: 2 + (vsp R17) 6 - 6 vsp 2 CI

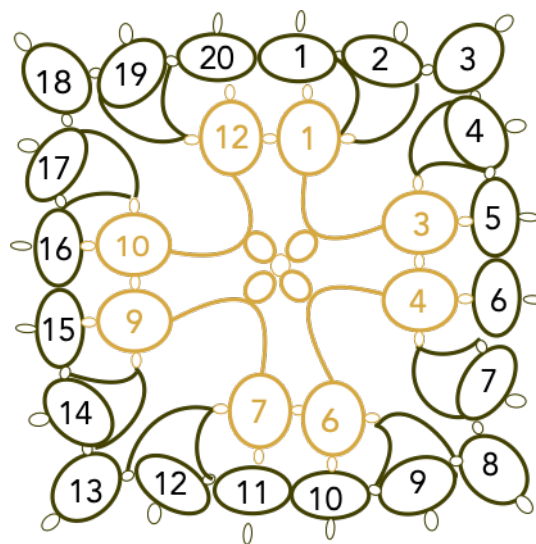
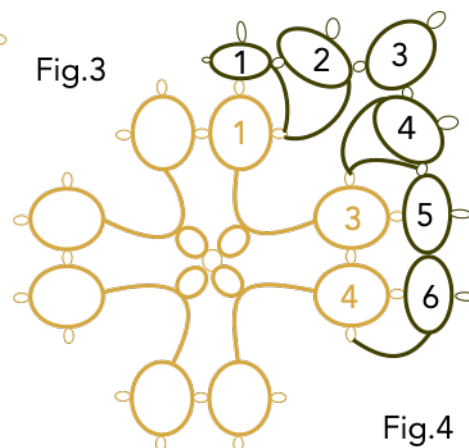
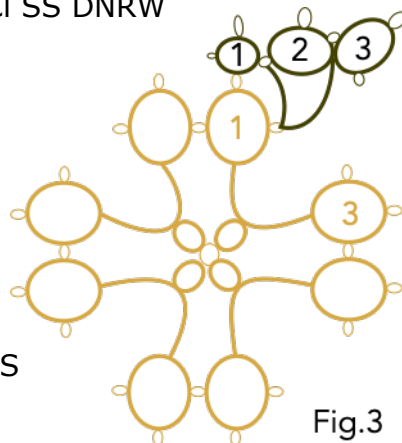
R19: 2 + (vsp R18) 4 - 6 vsp 4 CI RW

Ch: 6 Rj (1st p R12 round 1) RW

Ch: 6 + (vsp R19 round 2) SS

R20: 4 - 4 + (R1 round 2) 4 + (next p R12 round 1) 4 CI

T&C



Any questions - [please email me.](#)