



Abbreviations

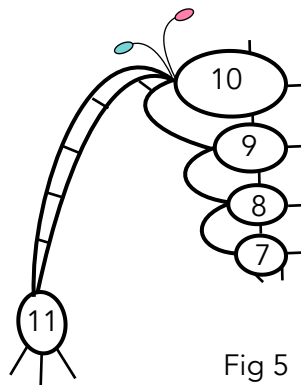
R	ring	Cl	close	vsp	very small picot	SS	switch shuttles
Lj	lock join	DNRW	do not reverse work	CWj	Catherine wheel join		
- or p	picot	Ch	chain	shuttle 1		shuttle 2	

Although I have used the CWj for a smoother outline, a lock join can be used instead. For the Catherine wheel join see [this link](#).

You are using shuttle 1 for the working shuttle on R11. Picots (-) in R11 measure 1/4"

R11: 6 - 2 - 2 - 6 Cl SS DNRW

Ch: 5 CWj (vsp last Ch) 5 CWj (vsp last Ch) 5 CWj (vsp last Ch) 5 CWj (vsp last Ch) 5 Lj (vsp base R10)
chain will continue in Day 6



[Link to Day 4](#)