

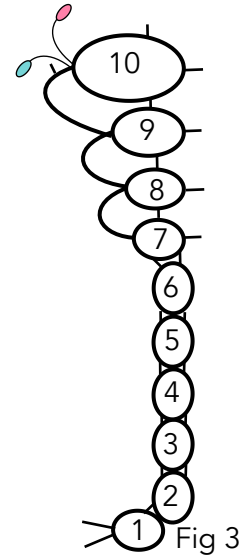


Abbreviations

R	ring	SR	split ring	CI	close	vsp	very small picot
RW	reverse work	DNRW	do not reverse work	SS	switch shuttles +	join	
Ch	chain						
	shuttle 1		shuttle 2				

Note – for those who prefer front side/back side tatting the text in *italics* and *red* indicates where the worker needs to use the second half of the ds first

SR7: 1 + (SR6) 2 / 1 + (SR6) 2 vsp 3 vsp 3 CI DNRW SS
Ch: 6 RW
R8: 4 + (last vsp SR7) 3 vsp 3 vsp 5 CI RW
Ch: 8 RW
R9: 5 + (last vsp R8) 3 vsp 3 vsp 6 CI RW
Ch: 8 vsp 2 RW
R10: 6 + (last vsp R9) 3 vsp 4 vsp 3 CI DNRW SS



[Link to Day 2](#)