



[Click here for larger image](#)

Abbreviations

R	ring	vsp	very small picot	Ch	chain	Lj	lock join
Cl	close	T&C	tie and cut	- or p	picot	+	join
MBBH	move bead to back of hand			vsp	very small picot		
MB	move beads on core thread			B	move bead on Ch thread		
SS	switch shuttles	RW	reverse work	Cl	close		
TW	turn work						

Note – for those who prefer front side/back side tatting the text in *italics and red* indicates where the worker needs to use the second half of the ds first.

Materials required

Size 20 thread in two contrasting colours. 2 shuttles and size 10 or 11 seed beads. This gives a motif measuring 2 1/2” across. Add 3 yards (ring colour) and 12 beads to Sh1 and 3 yards with 18 beads to Sh2 thread. Join with a weaver’s knot and tat over shuttle end in the first ring and the chain end in the first chain.

Skills required:

Reverse join which can be found here

R1: MBBH (1 bead) 4 vsp 4 B 4 vsp 4 Cl RW
Ch1: 12 vsp 5 vsp 5 TW SS (fig.1)



Fig. 1

Ch2: 1 vsp 5 Lj (vsp Ch1) vsp 5 Lj (vsp Ch1) RW SS (fig. 2)



Fig. 2

Ch3: 1 B (3 beads) MB (1 bead) 7 Lj (vsp Ch2) 7 Lj (vsp Ch2) RW (fig 3)

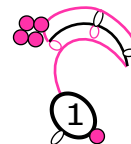


Fig. 3

R2: MBBH (1 bead) 4 + (vsp R1) 4 B 4 vsp 4 Cl RW (fig. 4)

Ch4: 12 vsp 5 vsp 5 RW SS

Ch5: 1 vsp 5 Lj (vsp Ch4) vsp 5 Lj (vsp Ch4) RW SS

Ch6: 1 B (3 beads) MB (1 bead) 7 Lj (vsp Ch5) 7 Lj (vsp Ch5) RW

R3: MBBH (1 bead) 4 + (vsp R2) 4 B 4 vsp 4 Cl RW

Ch7: 12 vsp 5 vsp 5 RW SS

Ch8: 1 vsp 5 Lj (vsp Ch7) vsp 5 Lj (vsp Ch7) RW SS

Ch9: 1 B (3 beads) MB (1 bead) 7 Lj (vsp Ch8) 7 Lj (vsp Ch8) RW

R4: MBBH (1 bead) 4 + (vsp R3) 4 B 4 vsp 4 Cl RW

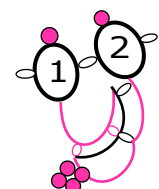


Fig. 4

Ch10: 12 vsp 5 vsp 5 RW SS

Ch11: 1 vsp 5 Lj (vsp Ch10) vsp 5 Lj (vsp Ch10) RW SS

Ch12: 1 B (3 beads) MB (1 bead) 7 Lj (vsp Ch11) 7 Lj (vsp Ch11) RW

R5: MBBH (1 bead) 4 + (vsp R4) 4 B 4 vsp 4 CI RW

Ch13: 12 vsp 5 vsp 5 RW SS

Ch14: 1 vsp 5 Lj (vsp Ch13) vsp 5 Lj (vsp Ch13) RW SS

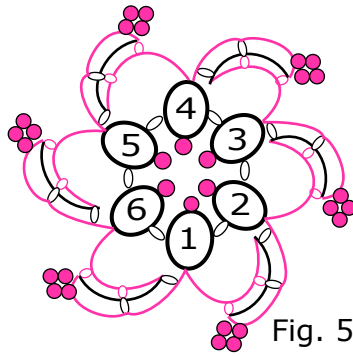
Ch15: 1 B (3 beads) MB (1 bead) 7 Lj (vsp Ch14) 7 Lj (vsp Ch14) RW

R6: MBBH (1 bead) 4 + (vsp R5) 4 B 4 + (vsp R1) 4 CI RW

Ch16: 12 vsp 5 vsp 5 RW SS

Ch17: 1 vsp 5 Lj (vsp Ch16) vsp 5 Lj (vsp Ch16) RW SS

Ch18: 1 B (3 beads) MB (1 bead) 7 Lj (vsp Ch17) 7 Lj (vsp Ch17) T&C to base R1



[For further help please email me.](#)